



District Report Card: 2017


State: Tamil Nadu	District: Erode
Class: 3	Subject: Language
Schools: 58	Students: 877


Participation/Coverage


Students

GENDER 	Boys		Girls	
	Number	%	Number	%
	444	50.63	433	49.37

AREA 	Rural		Urban	
	Number	%	Number	%
	416	47.43	461	52.57

CATEGORY 	SC		ST		OBC		GEN	
	Number	%	Number	%	Number	%	Number	%
	245	27.94	5	0.57	600	68.42	27	3.08

CWSN 	LD	VI	HI	S&LD	ID	Oth
	3	1	3	1	4	2

Management 	Government		Government-aided	
	Number	%	Number	%
	645	73.55	232	26.45

Average Performance of Students in Language (%)

Overall	Gender		Area		Management		Social Group			
	Male	Female	Rural	Urban	Govt.	Aided	SC	ST	OBC	GEN
64.07	63.18	64.99	63.69	64.43	62.79	67.64	65.93	84.00	62.39	80.99

Performance on Learning Outcomes (LOs)

Learning Outcomes	Description	Average Performance(%)
L304	Reads small texts with comprehension i.e., identifies main ideas, details, sequence and draws conclusions	64.56
L312	Reads printed scripts on the classroom walls: poems, posters, charts etc.	63.10

Range of Performance of Students who Answered Correctly							
Below 30%		30% - 50%		50% - 75%		Above 75%	
Number	%	Number	%	Number	%	Number	%
53	6.04	197	22.46	327	37.29	300	34.21

Lowest Performing Learning Outcomes (LOs)

1 - Reads printed scripts on the classroom walls: poems, posters, charts etc. (63.10)

2 - Reads small texts with comprehension i.e., identifies main ideas, details, sequence and draws conclusions (64.56)